

ई - ट्यूटोरियल

1. 197 प्रमाणपत्र डाउनलोड करने पर महत्वपूर्ण जानकारी
2. 197 प्रमाणपत्र डाउनलोड करने के लिए संक्षिप्त चरण (कटौतीकर्ता इनबॉक्स)
3. 197 प्रमाणपत्र डाउनलोड करने की प्रक्रिया (कटौतीकर्ता इनबॉक्स)
4. 197 प्रमाणपत्र डाउनलोड करने के लिए संक्षिप्त चरण (कटौतिकर्ता डाउनलोड मेनू से)
5. 197 प्रमाणपत्र डाउनलोड करने की प्रक्रिया (कटौतिकर्ता के डाउनलोड मेनू)
6. 197 प्रमाणपत्र का प्रारूप।



TDS
Centralized Processing Cell

1. 197 प्रमाणपत्र डाउनलोड करने पर महत्वपूर्ण जानकारी

- केवल ट्रेसेज़ पर पंजीकृत उपयोगकर्ता ही वित्तीय वर्ष 2018-19 से 197 प्रमाणपत्र डाउनलोड कर सकते हैं।
- आकलन अधिकारी से स्वीकृति के बाद कटौतिकर्ता 197 प्रमाणपत्र डाउनलोड कर सकते हैं
- कटौतिकर्ता 197 प्रमाणपत्र डाउनलोड करने के लिए "कम्यूनिकेशन" टैब के "इनबॉक्स" विकल्प को देख सकते हैं।
- कटौतिकर्ता "डाउनलोड" मेनू के अंतर्गत उपलब्ध "डाउनलोड 197 प्रमाणपत्र" विकल्प से 197 प्रमाणपत्र देख या डाउनलोड भी कर सकता है।

2. 197 प्रमाणपत्र डाउनलोड करने के लिए संक्षिप्त चरण (कटौतीकर्ता इनबॉक्स)

चरण 1. ट्रेसेज़ वेबसाइट पर लॉगिन करें।

चरण 2. “कम्यूनिकेशन” टैब के अंतर्गत “इनबॉक्स” पर क्लिक करें।

चरण 3: कम्यूनिकेशन श्रेणी "प्रमाणपत्र U/ S 197,206 सी" का चयन करें और फिर 'गो' बटन पर क्लिक करें। कार्यवाही विकल्प के अंतर्गत स्क्रीन पर कम्यूनिकेशन विवरण दिखाई देगा।

चरण 4: 'सर्टिफिकेट जारी करने' की पंक्ति का चयन करें और प्रमाणपत्र डाउनलोड करने के लिए 'प्रमाणपत्र डाउनलोड' बटन पर क्लिक करें। 'विवरण देखें' बटन पर क्लिक करने के बाद उपयोगकर्ता कम्यूनिकेशन श्रेणी विवरण देख सकता है।

3. 197 प्रमाणपत्र डाउनलोड करने की प्रक्रिया (कटौतीकर्ता इनबॉक्स)

चरण 1: ट्रेसज़ पर लॉग इन करें

The screenshot shows the TRACES login interface. At the top, there is a navigation bar with links like Home, About Us, Contact Us, e-Tutorials, Related Links, and Login. A search bar is also present. The main header features the TDS logo and the TRACES title. Below this is a navigation menu with Home, Deductor, Tax Payer, PAO, and Help. A banner below the menu states 'Validate 197 Certificate has been enabled'. The login section has radio buttons for 'Deductor' (selected) and 'Taxpayer/PAO'. It includes input fields for 'User Id*', 'Password*', and 'TAN for Deductor*'. A CAPTCHA image with the code 'e500w' is shown, followed by a 'Verification Code*' input field. A 'Login' button is at the bottom of the form. To the right, a 'For Deductors:' section provides instructions. Five orange callout boxes with Hindi text provide step-by-step guidance: 1. 'अधिक विवरण के लिए प्रत्येक क्षेत्र के आगे मदद आइकन पर क्लिक करें' (Click the help icon for more details of each field). 2. 'प्रयोगकर्ता आई डी एवं पासवर्ड दर्ज करें' (Enter the user ID and password). 3. 'टैन दर्ज करें' (Enter the TAN). 4. 'सत्यापन कोड में प्रदर्शित रूप में अक्षरों को दर्ज करें' (Enter the characters as shown in the verification code). 5. 'किसी स्क्रीन पर अधिक विवरण के लिए, मदद आइकन पर क्लिक करें' (Click the help icon for more details on any screen).

Home | About Us | Contact Us | e-Tutorials | Related Links | Login

Search In Keyword

English

TDS Centralized Processing Cell | **TRACES** TDS Reconciliation Analysis and Correction Enabling System

सर्वमोक्ष जयते
Government of India
Income Tax Department

Home Deductor Tax Payer PAO Help

1 after 20th Feb 2014 ■ Validate 197 Certificate has been enabled


Login

Deductor Taxpayer/PAO

User Id*

Password*

TAN for Deductor*

Verification Code*  Click

Enter text as in above image*

Login

Register as New User Forgot Password? Forgot U

For Deductors:

- If you are not yet registered in TRACES, you may login for first time with existing User Id & Password as provided by TIN and your TAN
- If you are unable to login with TIN User Id & Password, please register as new user in TRACES
- If you are already registered in TRACES, please login with your registered User Id, Password & TAN

Common Note:

- This website uses cookies to maintain user preference and session information. Disabling cookies in your browser might not allow you to perform certain activities

Copyright © 2012 Income Tax Department | Terms and Conditions | Privacy Policy | Hyperlinking Policy | Feedback | Sitemap
Site Last Updated on 11/04/2018

3. 197 प्रमाणपत्र डाउनलोड करने की प्रक्रिया (कटौतीकर्ता इनबॉक्स)

चरण 1 (जारी..) : प्रारंभिक पृष्ठ

Home | About Us | Contact Us | e-Tutorials | Related Links | Logout

Search In Keyword

English

TDS Centralized Processing Cell

TRACES TDS Reconciliation Analysis and Correction Enabling System

भारत सरकार
Government of India
Income Tax Department

Dashboard Statements / Payments Defaults Communications Downloads Profile Help

Quick Links

- Challan Status
- Request for Justification Report Download
- Request for Conso File
- Download Form 16
- Requested Downloads
- PAN Verification
- Inbox **New**

Welcome to TRACES!

TRACES is a user-friendly application that will help you to manage your TDS / TCS account. Some of the functionalities available through TRACES are listed below.

- Dashboard view presenting summary of your account
- Statements / Payments
 - View challan status and challan consumption details
 - View TDS-TCS Credit for a
- Downloads
 - Download requested
 - Download Form 16 / 16A
- Profile
 - Update Communication Details

Customer Care

Toll-Free: 1800 103 0344

0120 4814600

contactus@tdscpc.gov.in

User Login Details

लॉगिन के बाद प्रारंभिक पृष्ठ

3. 197 प्रमाणपत्र डाउनलोड करने की प्रक्रिया (कटौतीकर्ता इनबॉक्स)

चरण 2: “कम्यूनिकेशन” टैब के अंतर्गत उपलब्ध 'इनबॉक्स' विकल्प पर क्लिक करें।

The screenshot shows the TDS TRACES portal interface. At the top, there is a navigation bar with links: Home | About Us | Contact Us | e-Tutorials | Related Links | Logout. A search bar is present with the text 'Search In Keyword'. The language is set to 'English'. The main header features the TDS logo (Centralized Processing Cell) and the TRACES logo (TDS Reconciliation Analysis and Correction Enabling System). The Government of India Income Tax Department logo is also visible. The main navigation menu includes: Dashboard, Statements / Payments, Defaults, Communications, Downloads, Profile, and Help. The 'Communications' tab is selected, and its dropdown menu is open, showing options: Inbox, Request for Resolution, Resolution Tracking, Declaration for Paperless Intimation, and Notices from Assessing Officer. A callout bubble points to the 'Inbox' option with the text: “कम्यूनिकेशन” टैब के अंतर्गत उपलब्ध 'इनबॉक्स' का चयन. Another callout bubble points to the right side of the page with the text: किसी भी स्क्रीन पर अधिक जानकारी के लिए सहायता आइकॉन पर क्लिक करें. The main content area displays a welcome message and a list of functionalities: Dashboard view, Statements / Payments (View challan status, View TDS-TCS Credit), Downloads (Download requested files, Download Form 16 / 16A), and Profile (Update Communication Details). A 'Quick Links' sidebar on the left lists various services like Challan Status, Request for Justification Report Download, etc. The right sidebar shows contact information (0120 4814600, contactus@tdscpc.gov.in) and user login details (TAN / PAN: AMRH11073G, IP: 125.19.234.74, Last logged in on: 28-Dec-2016 at 02:08 PM).

3. 197 प्रमाणपत्र डाउनलोड करने की प्रक्रिया (कटौतीकर्ता इनबॉक्स)

चरण 3: कम्यूनिकेशन श्रेणी 'प्रमाणपत्र U /S 197,206 सी' का चयन करें और फिर 'गो' बटन पर क्लिक करें।

The screenshot shows the TRACES portal interface. At the top, there are logos for TDS (Centralized Processing Cell) and TRACES (TDS Reconciliation Analysis and Correction Enabling System), along with the Government of India Income Tax Department logo. A navigation bar includes 'Dashboard', 'Statements / Payments', 'Defaults', 'Communications' (highlighted), 'Downloads', 'Profile', and 'Help'. The user's login date is shown as 28-Nov-2018, 03:24 PM.

The 'Inbox' section is active, displaying a filter area with the following fields:

- Communication Date (dd-mmm-yyyy): From [] To []
- Financial Year of Statement: --Select--
- Quarter of Statement: --Select--
- Category of Communication: Certificate U/S 197,206C
- Go button

Below the filter area, there is a table with the following data:

Reference Number	Date	Communication Details		Statement Details		
		Category	Description	Financial Year	Quarter	Form Type
9337	12-Oct-2018	Certificate U/S 197,206C	Cancellation of certificate 1AA1018AFR	2018-19	NA	13
9337	12-Oct-2018	Certificate U/S 197,206C	Issuance of certificate	2018-19	NA	13

Two callouts are present: one pointing to the 'Certificate U/S 197,206C' dropdown menu with the text 'ड्रॉप डाउन से "प्रमाणपत्र U /S 197,206 सी" का चयन', and another pointing to the 'Go' button with the text 'कम्यूनिकेशन विवरण जानने के लिए यहाँ क्लिक करें'.

3. 197 प्रमाणपत्र डाउनलोड करने की प्रक्रिया (कटौतीकर्ता इनबॉक्स)

चरण 3 (जारी..): कार्यवाही विकल्प के तहत स्क्रीन पर संचार विवरण दिखाई देगा

Dashboard Statements / Payments Defaults **Communications** Downloads Profile Help

Login Date: 28-Nov-2018, 03:24 PM

Inbox

Filter Inbox by entering search criteria

Communication Date (dd-mmm-yyyy) From To Category of Communication

Financial Year of Statement Quarter of Statement

Click on a row to select and proceed

Action Required

Reference Number	Date	Communication Details		Statement Details		
		Category	Description	Financial Year	Quarter	Form Type
9337	12-Oct-2018	Certificate U/S 197,206C	Cancellation of certificate IAA1018AFR	2018-19	NA	13
9337	12-Oct-2018	Certificate U/S 197,206C	Issuance of certificate	2018-19	NA	13

Page 1 of 1

View Details Download Certificate

General Awareness (No Action Required)

Reference Number	Date	Communication Details		Statement Details		
		Category	Description	Financial Year	Quarter	Form Type
No data available for the specified search criteria.						

Page 1 of 0

प्रदाशित कम्यूनिकेशन विवरण

3. 197 प्रमाणपत्र डाउनलोड करने की प्रक्रिया (कटौतीकर्ता इनबॉक्स)

चरण 4: 'प्रमाण पत्र जारी करने' की पंक्ति का चयन करें, फिर कम्यूनिकेशन श्रेणी विवरण देखने के लिए 'विवरण देखें' बटन पर क्लिक करें या प्रमाण पत्र डाउनलोड करने के लिए 'डाउनलोड प्रमाणपत्र' पर क्लिक करें।

Dashboard Statements / Payments Defaults **Communications** Downloads Profile Help

Login Date: 28-Nov-2018, 03:24 PM

Inbox

Filter Inbox by entering search criteria

Communication Date (dd-mmm-yyyy) From To Category of Communication Certificate U/S 197,206C

Financial Year of Statement --Select-- Quarter of Statement --Select-- Go

Click on a row to select and proceed

Action Required

Reference Number	Date	Communication Details		Statement Details		
		Category	Description	Financial Year	Quarter	Form Type
9337	12-Oct-2018	Certificate U/S 197,206C	Cancellation of certificate IAA1018AFR	2018-19	NA	13
9337	12-Oct-2018	Certificate U/S 197,206C	Issuance of certificate	2018-19	NA	13

Page 1 of 1 View 1 - 2 of 2

View Details Download Certificate

प्रमाणपत्र डाउनलोड करने के लिए यहाँ क्लिक करें

पंक्ति का चयन करें

कम्यूनिकेशन श्रेणी विवरण देखने के लिए यहाँ क्लिक करें


General Awareness (Action Required)

Reference N	Communication Details		Statement Details		
	Category	Description	Financial Year	Quarter	Form Type

Page 1 of 0 No data available for the specified search criteria.

3. 197 प्रमाणपत्र डाउनलोड करने की प्रक्रिया (कटौतीकर्ता इनबॉक्स)

चरण 4 (जारी..): "डाउनलोड प्रमाणपत्र" बटन पर क्लिक करने के बाद प्रमाणपत्र डाउनलोड किया जा सकेगा


Office of Income Tax officer
WARD 31(1)(3), MUMBAI

Certificate No. : [REDACTED] Date: 21-Jun-17

To,

TAN/PAN : AMRI10007E

Name: INDU XXXX KAPOOR

Address: GOMTI NAGAR GALI TIWARIAN I/S LOHGARH GATE AMRITSAR,
PUNJAB, 120004

The undersigned hereby authorizes you to pay or credit any payment covered under the section mentioned in (column 5 of the table below) of the table below to the extent (as per column 6 of the table below) after deducting income tax at the rate (Excluding Education cess/surcharge as applicable) as per column 7 to or as the case may be, to the account of ROSHAN THOMAS TELLIS (PAN: AILPT1349L). As per details below:

Sr. No. (1)	Certificate Number (2)	PAN (3)	PAN Name (4)	Section (5)	Amount (Rs.) (6)	Certificate Rate (%) (7)	Valid from Date (8)	Valid till date (as per the original certificate) (9)	Valid till (Cancellation Date) (10)

Certificate(s) is/are non-transferable and valid for above TAN/PAN holder for sums which are to be received or receivable, whichever is earlier between the period as per column 8 and 9, unless it is cancelled by undersigned under intimation to you before that date. The above certificate number should be quoted in the quarterly TDS statement for the relevant quarters.

Assessing Officer
WARD 31(1)(3), MUMBAI

*****This is an electronically generated certificate, therefore does not require any signature*****

Note 1: You may verify the available amount against the aforesaid certificate on Traces portal of CPC (TDS) www.tdscpc.gov.in. Please refer to the e-tutorial on www.tdscpc.gov.in.

Note 2: While reporting transaction in TDS statement(s), please quote the above certificate number in appropriate column.

Note 3: Please note that any discrepancy in rate, amount & period of validity between reported transactions & TDS statement for the above particular would attract short deduction defaults against the deductor.

3. 197 प्रमाणपत्र डाउनलोड करने की प्रक्रिया (कटौतीकर्ता इनबॉक्स)

चरण 4 (जारी..): 'विवरण देखें' पर क्लिक करने के बाद कम्यूनिकेशन श्रेणी विवरण स्क्रीन पर प्रदर्शित होगा

The screenshot shows the TDS TRACES portal interface. At the top, there are navigation links: Home, About Us, Contact Us, e-Tutorials, Related Links, and Logout. A search bar is present with the text 'Search In Keyword'. The language is set to English. The TDS logo and 'Centralized Processing Cell' are on the left, and the TRACES logo 'TDS Reconciliation Analysis and Correction Enabling System' is in the center. The Government of India Income Tax Department logo is on the right. A navigation menu includes Dashboard, Statements / Payments, Defaults, Communications (highlighted), Downloads, Profile, and Help. The main content area is titled 'Communication Category Details' and contains a table with the following data:

Reference Number	Communication Details		Message Details	
	Category	Description	Subject	Message
9337	Certificate U/S 197,206C	Issuance of certificate	Request Number 9337 for Form-13 Certificate is available for download	Form-13 Certificate of Request Number 9337 submitted by PAN AAFA0001H for the Financial year 2018-19 is available for download. You can download the Certificate from "Downloads" menu

Annotations on the screenshot:

- A callout bubble points to the 'Downloads' menu item, stating: "डाउनलोड" टैब से प्रमाणपत्र डाउनलोड करने के लिए कटौतिकर्ता यहां से 'अनुरोध संख्या' और 'पैन विवरण' देख सकते हैं।
- A callout bubble points to the 'View Inbox' button, stating: "पिछली स्क्रीन" पर जाने के लिए यहाँ क्लिक करें

ध्यान दें: उपयोगकर्ता 'डाउनलोड' मेनू से सर्टिफिकेट डाउनलोड भी कर सकता है।

4. 197 प्रमाणपत्र डाउनलोड करने के लिए संक्षिप्त चरण (कटौतिकर्ता डाउनलोड मेनू से)

चरण 1: "उपयोगकर्ता आईडी, पासवर्ड, कटौतिकर्ता का टैन और सत्यापन कोड" दर्ज करके ट्रेसेज़ वेबसाइट पर लॉग इन करें।

प्रारंभिक पृष्ठ प्रदर्शित होगा

चरण 2: "डाउनलोड" टैब के अंतर्गत उपलब्ध "प्रमाणपत्र 197/206 डाउनलोड" पर क्लिक करें।

चरण 3: वित्तीय वर्ष (अनिवार्यतः), करदाता का पैन या अनुरोध संख्या दर्ज करें। उपलब्ध प्रमाणपत्र की सूची प्रदर्शित की जाएगी।

चरण 4: प्रमाणपत्र देखने और डाउनलोड करने के लिए हाइपरलिंक "डाउनलोड / व्यू सर्टिफिकेट" पर क्लिक करें।

5. 197 प्रमाणपत्र डाउनलोड करने की प्रक्रिया (कटौतिकर्ता के डाउनलोड मेनू)

चरण 1: ट्रेसज़ पर लॉगिन करें

Home | About Us | Contact Us | Help | Related Links | Login

Search In Keyword

English

TDS Centralized Processing Cell

TRACES TDS Reconciliation Analysis and Correction Enabling System

सत्यमेव जयते
Government of India
Income Tax Department

Home Deductor Help

Login

Deductor Taxpayer/PAO

User Id*

Password*

TAN for Deductor / PAN for Tax Payer*

Verification Code*

Enter text as in above image*

किसी भी क्षेत्र में अधिक जानकारी के लिए सहायता आइकॉन पर क्लिक करें

यूजर आई डी एवं पासवर्ड दर्ज करें

किसी भी स्क्रीन पर अधिक जानकारी के लिए सहायता आइकॉन पर क्लिक करें

Help

For Deductors:

- If you are not yet registered in TRACES, you may login for first time with existing User Id & Password as provided by TIN and your TAN
- If you are unable to login with TIN User Id & Password, please register as new user in TRACES
- If you are already registered in TRACES, please login with your registered User Id, Password & TAN

For Tax Payers:

- If you are already registered in TRACES, please login with your registered User Id (PAN), Password & PAN else register as new user

Common Note:

सत्यापन कोड में प्रदर्शित रूप में कोड दर्ज करें

Password is mandatory

TAN / PAN is mandatory

टैन दर्ज करें

Verification Code is mandatory

Click to refresh image

5. 197 प्रमाणपत्र डाउनलोड करने की प्रक्रिया (कटौतिकर्ता के डाउनलोड मेनू)

चरण 1 (जारी..) : लॉगिन करने के बाद ट्रेसज़ आरंभिक पृष्ठ

Home | About Us | Contact Us | e-Tutorials | Related Links | Logout

Search In Keyword

English

TDS Centralized Processing Cell

TRACES TDS Reconciliation Analysis and Correction Enabling System

भारत सरकार
Government of India
Income Tax Department

Dashboard Statements / Payments Defaults Communications Downloads Profile Help

Quick Links

- Challan Status
- Request for Justification Report Download
- Request for Conso File
- Download Form 16
- Requested Downloads
- PAN Verification
- Inbox **New**

Welcome to TRACES!

TRACES is a user-friendly application that will help you to manage your TDS / TCS account. Some of the functionalities available through TRACES are listed below.

- Dashboard view presenting summary of your account
- Statements / Payments
 - View challan status and challan consumption details
 - View TDS-TCS Credit for a
- Downloads
 - Download requested
 - Download Form 16 / 16A
- Profile
 - Update Communication Details

Customer Care

Toll-Free: 1800 103 0344

0120 4814600

contactus@tdscpc.gov.in

User Login Details

लॉगिन के बाद प्रारंभिक पृष्ठ

5. 197 प्रमाणपत्र डाउनलोड करने की प्रक्रिया (कटौतिकर्ता के डाउनलोड मेनू)

चरण 2: "डाउनलोड" मेनू के अंतर्गत उपलब्ध "डाउनलोड प्रमाणपत्र 197,206 सी" विकल्प का चयन करें।

The screenshot displays the TRACES (TDS Reconciliation Analysis and Correction Enabling System) portal. The header includes the TDS logo, the TRACES title, and the Government of India Income Tax Department logo. The navigation bar contains links for Dashboard, Statements / Payments, Defaults, Communications, Downloads, Profile, and Help. The Downloads menu is open, showing options like Requested Downloads, Form 16, Form 16A, Transaction Based Report, Form 27D, Download Challan Status Inquiry(-.csi) File, View your BIN, and Download 197, 206C certificate. The 'Download 197, 206C certificate' option is highlighted in blue. A callout box points to this option with the text: "डाउनलोड प्रमाणपत्र 197,206 सी" विकल्प का चयन. The main content area shows a 'Welcome to TRACES!' message and a list of functionalities available through the system, including Dashboard view, Statements, Downloads, and Profile.

5. 197 प्रमाणपत्र डाउनलोड करने की प्रक्रिया (कटौतिकर्ता के डाउनलोड मेनू)

चरण 3: वित्तीय वर्ष (अनिवार्यतः) का चयन करें, करदाता पैन या अनुरोध संख्या दर्ज करें।

Home | About Us | Contact Us | e-Tutorials | Related Links | Logout

Search In Keyword

TDS Centralized Processing Cell | TRACES TDS Reconciliation Analysis and Correction Enabling System

Government of India Income Tax Department

Dashboard | Statements / Payments | Defaults | Communications | Downloads | Profile | Help

Download 197, 206C(9) Certificate

Enter values in below fields to download 197/206C(9) certificate

Financial Year* --Select--

Deductee PAN

Request No.

Proceed

वित्तीय वर्ष का चयन

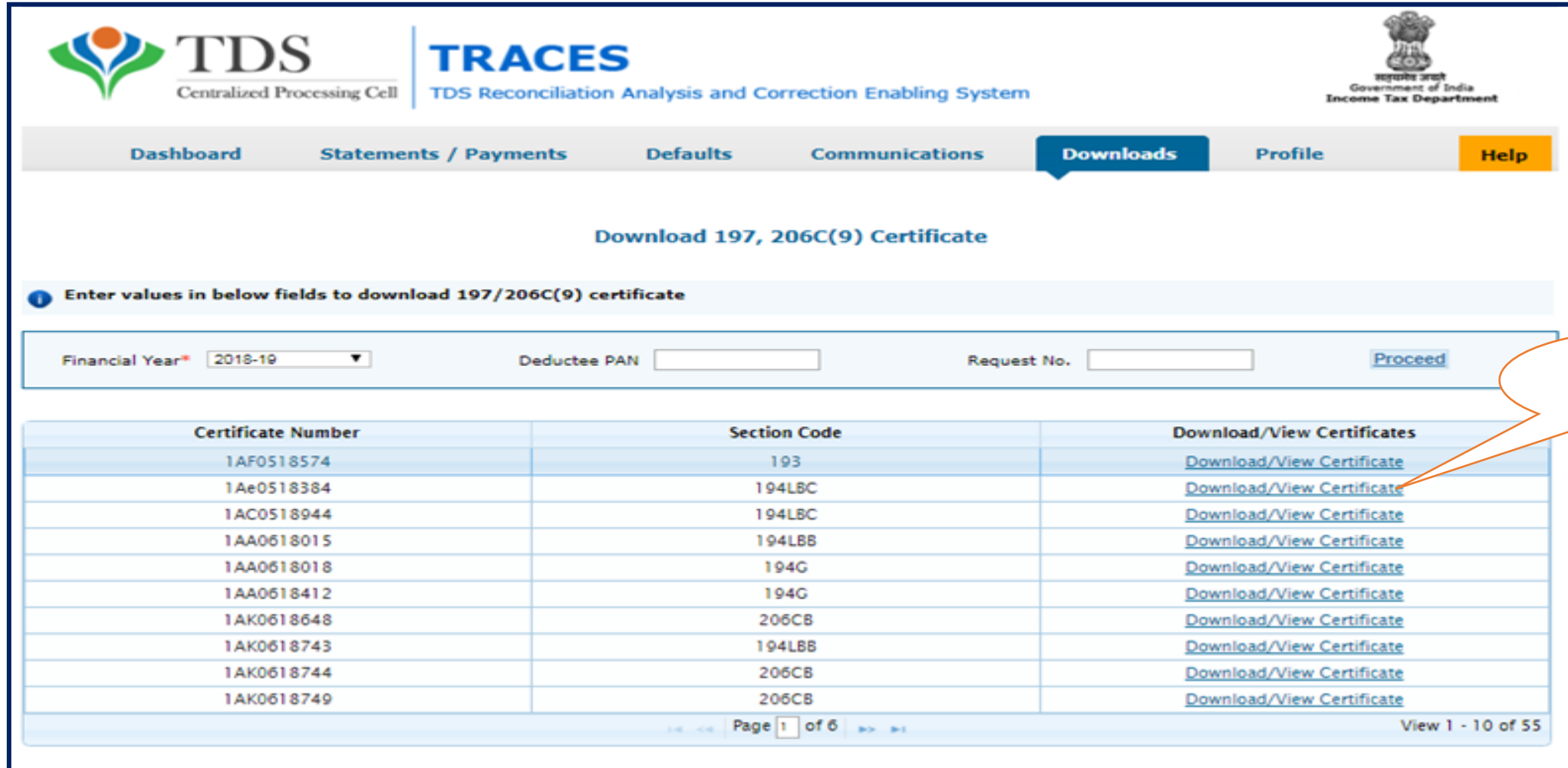
करदाता का पैन

अनुरोध संख्या

आगे जाने के लिए यहाँ क्लिक करें

5. 197 प्रमाणपत्र डाउनलोड करने की प्रक्रिया (कटौतिकर्ता के डाउनलोड मेनू)

चरण 4: प्रमाण पत्र देखने और डाउनलोड करने के लिए हाइपरलिंक 'प्रमाणपत्र देखें / डाउनलोड' पर क्लिक करें



TDS Centralized Processing Cell | **TRACES** TDS Reconciliation Analysis and Correction Enabling System

Government of India
Income Tax Department

Dashboard Statements / Payments Defaults Communications **Downloads** Profile Help

Download 197, 206C(9) Certificate

Enter values in below fields to download 197/206C(9) certificate

Financial Year* 2018-19 Deductee PAN Request No. Proceed

Certificate Number	Section Code	Download/View Certificates
1AF0518574	193	Download/View Certificate
1Ae0518384	194LBC	Download/View Certificate
1AC0518944	194LBC	Download/View Certificate
1AA0618015	194LBB	Download/View Certificate
1AA0618018	194G	Download/View Certificate
1AA0618412	194G	Download/View Certificate
1AK0618648	206CB	Download/View Certificate
1AK0618743	194LBB	Download/View Certificate
1AK0618744	206CB	Download/View Certificate
1AK0618749	206CB	Download/View Certificate

Page 1 of 6 View 1 - 10 of 55

प्रमाण पत्र देखने और डाउनलोड करने के लिए यहाँ क्लिक करें

6. 197 प्रमाणपत्र का प्रारूप



Office of Income Tax officer

WARD 31(1)(3), MUMBAI

Certificate No. : 1AA0617001

Date: 21-Jun-17

To,

TAN/PAN [REDACTED]

Name: INDU XXXX KAPOOR

Address: GOMTI NAGAR GALI TIWARIAN 1/S LOHGARH GATE AMRITSAR,
PUNJAB, 120004

The undersigned hereby authorizes you to pay or credit any payment covered under the section mentioned in (column 5 of the table below) of the table below to the extent (as per column 6 of the table below) after deducting income tax at the rate (Excluding Education cess/surcharge as applicable) as per column 7 to or as the case may be, to the account of ROSHAN THOMAS TELLIS (PAN: AILPT1349L). As per details below:

Sr. No. (1)	Certificate Number (2)	PAN (3)	PAN Name (4)	Section (5)	Amount (Rs.) (6)	Certificate Rate (%) (7)	Valid from Date (8)	Valid till date (as per the original certificate) (9)	Valid till (Cancellation Date) (10)

Certificate(s) is/are non-transferable and valid for above TAN/PAN holder for sums which are to be received or receivable, whichever is earlier between the period as per column 8 and 9, unless it is cancelled by undersigned under intimation to you before that date. The above certificate number should be quoted in the quarterly TDS statement for the relevant quarters.

Assessing Officer

WARD 31(1)(3), MUMBAI

*****This is an electronically generated certificate, therefore does not require any signature*****

Note 1: You may verify the available amount against the aforesaid certificate on Traces portal of CPC (TDS) www.tdscpc.gov.in. Please refer to the e-tutorial on www.tdscpc.gov.in.

Note 2: While reporting transaction in TDS statement(s), please quote the above certificate number in appropriate column.

Note 3: Please note that any discrepancy in rate, amount & period of validity between reported transactions & TDS statement for the above particular would attract short deduction defaults against the deductor.

धन्यवाद

कृपया ध्यान दें :

- 1) प्रतिक्रिया के लिए : आप हमें अपनी प्रतिक्रिया contactus@tdscpc.gov.in पर साझा कर सकते हैं
- 2) किसी भी प्रश्न के लिए : आप ट्रेसेज़ वेबसाइट पर ऑनलाइन शिकायत के रूप में 'समाधान के लिए अनुरोध' पर अपनी राय रख सकते हैं
- 3) वेबसाइट से संबंधित किसी भी प्रश्न के लिए : आप नीचे वर्णित नंबर पर अपने तथ्य रख सकते हैं
टोल फ्री नंबर – 1800 103 0344
लैंड लाइन नंबर- 0120 4814600